
	Model : <b>4M10G2D0/S</b>	Date : 16/09/21
	<b>PowerKit Switchable Engine Datasheet</b>	

## Ratings

RPM	Gross Engine Output				Net Engine Output			
	PRP kWm	PRP BHP	ESP kWm	ESP BHP	PRP kWm	PRP BHP	ESP kWm	ESP BHP
1500	60	80.5	66	88.5	57.4	77.0	63.4	85.0
1800	72	96.6	80	107.3	69.4	93.1	77.4	103.8

## Basic data

Engine model	.....4M10G2D0/S
N° of Cylinders / Valves	..... 4 / 8
Cylinders arrangement	.....In line
Bore x Stroke (mm)	.....105 x 118
Displacement (L)	..... 4.087
Thermodynamic Cycle	..... Diesel 4 stroke
Cooling System	..... Liquid (water + 50% antifreeze)
Injection System	..... Direct
Fuel System	..... Mechanical Pump
Aspiration	..... Turbocharged
Compression ratio	..... 17.5 : 1
Flywheel housing	..... SAE 3
Flywheel	..... 11.5"
N° of teeth on flywheel ring gear	..... 128
Inertia of flywheel (kg•m <sup>2</sup> )	..... 0.391
Inertia of crankshaft (kg•m <sup>2</sup> )	..... 0.111
Emission standard	..... N/A
Overall Dimensions with radiator (Length x Width x Height) (mm)	..... 1258x708x885
Engine dry weight without radiator and without radiator pipes (kg)	..... 400
Engine dry weight with radiator and radiator pipes (kg)	..... 453
Engine wet weight with radiator (includes oil, coolant) (kg)	..... 483

	Model : <b>4M10G2D0/S</b>	Date : 16/09/21
	<b>PowerKit Switchable Engine Datasheet</b>	

### Air intake system

Air intake temperature rise (°C) .....	≤ 5
Air intake restriction clean filter (mBar) .....	≤ 30
Air intake restriction dirty filter (mBar) .....	≤ 60
Recommended air flow @ PRP (m³/min) - Rpm 1500 / 1800 .....	3.97 / 5.77
Recommended air flow @ ESP (m³/min) - Rpm 1500 / 1800 .....	4.17 / 6.06
Min. diameter of intake pipe (mm) .....	60

### Aftercooling system

Aftercooler system type .....	N/A
Aftercooler heat dissipating capacity @ PRP (kJ/s) - Rpm 1500 / 1800 .....	N/A / N/A
Aftercooler heat dissipating capacity @ ESP (kJ/s) - Rpm 1500 / 1800 .....	N/A / N/A
Max. intake temperature @ 25°C ambient temperature (°C) .....	N/A
Max. difference between intake temperature and ambient temperature (°C) .....	N/A
Max. intake pressure drop of aftercooler (mBar) .....	N/A

### Lubrication system


Oil capacity Low / High (L) .....	12/14
Oil pressure in normal condition idle speed (Bar) .....	≥ 1
Oil pressure in normal condition @ PRP (Bar) .....	3-5
Lowest oil pressure alarm (shutdown) (Bar) .....	1
Max. oil temperature (°C) .....	110
Oil flow (L/min) - Rpm 1500 / 1800 .....	44 / 52.8
Oil fuel consumption ratio based on engine fuel consumption data .....	≤ 0.1 %
Total system capacity (including filters) (L) .....	13

### Heat balance test data (with ambient temperature 28 °C)

Total heat dissipation @ ESP (kJ/s) - Rpm 1500 / 1800 .....	32 / 35
---	---------

### Exhaust system

Max. exhaust back pressure (mBar) .....	50
Max. exhaust temperature before turbocharger (°C) .....	700
Max. exhaust temperature after turbocharger (°C) .....	570
Exhaust flow @ PRP (m³/min) - Rpm 1500 / 1800 .....	13.04 / 18.09
Exhaust flow @ ESP (m³/min) - Rpm 1500 / 1800 .....	14.2 / 19.07
Min. diameter of exhaust pipe (mm) .....	70
Max. bending moment of exhaust gas exit flange (Nm) .....	10

	Model : <b>4M10G2D0/S</b>	Date : 16/09/21
	<b>PowerKit Switchable Engine Datasheet</b>	

### Cooling system with standard radiator version 2020

System designed for ambient temperature up to (°C) <sup>1</sup> .....	50
Radiator type .....	Mechanical
Fan type .....	Belt driven pusher
Min. inside diameter of coolant outlet pipe (mm) .....	36
Coolant capacity of radiator and pipes (L) .....	8.5
Coolant alarm (shutdown) temperature (°C) .....	105
Thermostat opening temperature / full open temperature (°C) .....	76 / 89
Min. pressure in cooling system (Bar) .....	0.15
Coolant capacity of the engine (L) .....	9.4
Cooling fan airflow (m <sup>3</sup> /min) - Rpm 1500 / 1800 .....	146 / 186.3
Max additional restriction - Duct allowance (Pa) .....	50

### Fuel system


Governor .....	Electronic
Speed governor steady state stability at constant speed .....	+/- 0.5%
Max. restriction at fuel pump inlet (Bar) .....	0.09
Max. fuel return restriction (Bar) .....	0.12
Max. fuel inlet temperature (°C) .....	50
Fuel supply flow (L/hr) - Rpm 1500 / 1800 .....	80 / 100.2
Min. pressure of fuel pump (Bar) .....	1.3
Min. diameter of inlet pipe (mm) .....	12
Min. diameter of return pipe (mm) .....	12

### Electrical system

Electrical system voltage (negative to ground) (Vdc) .....	12
Starter power (kW) .....	3.8
Battery charger current (A) .....	55
Battery charger absorbed power (kW) .....	1.12
Max. electric resistance of starting circuit (Ω) .....	0.004
Min. sectional area of wire (mm <sup>2</sup> ) .....	50
Min. cold start temperature without auxiliary starting device (°C) <sup>2</sup> .....	- 15
Min. cold start temperature with auxiliary starting device (°C) <sup>2</sup> .....	- 25

<sup>1</sup> The indicated value is based on an AOT value of 50°C for an engine tested at 100% PRP, in an open condition, without an enclosure or container, without any airflow obstruction in the front of the radiator, without air recirculation, with free exhaust gas exit and with the engine thermostatic valve in its full open condition, without a closing plate present.

<sup>2</sup> Engines used in emergency standby application or application that require immediate start under load, must be equipped with coolant heaters. Baudouin recommend heaters installation to be executed by providing constant coolant circulation across all the engine components. Two heaters are required for V-type engines, one per each side.

	Model : <b>4M10G2D0/S</b>	Date : 16/09/21
	<b>PowerKit Switchable Engine Datasheet</b>	

### Performance data

Mean Piston Speed (m/s) - Rpm 1500 / 1800 .....	5.9 / 7.08
BMEP (Bar) - Rpm 1500 / 1800 .....	12.92 / 15.66
Fan absorbed power (kW) - Rpm 1500 / 1800 .....	1.5 / 2.2

### Noise

	Rpm 1500	1800
Diesel engine noise (Acoustic power level) (dB(A)) .....	105.1	106.7
Noise - upper side (dB(A)) .....	88.1	91.9
Noise - right side (view from flywheel) (dB(A)) .....	90.7	90.7
Noise - left side (view from flywheel) (dB(A)) .....	91.9	94.2
Noise – front (radiator) side (dB(A)) .....	91.7	92.2
Noise – rear (flywheel) side (dB(A)) .....	91.1	91.8

Notes :

- Noise test made at 100% of the ESP power, 1 mt. distance, on engine without radiator, without cooling fan and without silencer.
- Noise test refers to GB/T 1859 norm : Reciprocating internal combustion engines. Measurement of emitted airborne noise. Engineering method and survey method

### Fuel consumption

Rating	1500 Rpm		1800 Rpm	
	gr/kWh	L/hr	gr/kWh	L/hr
100% ESP	210.9	16.7	211.4	16.9
100% PRP	208.9	15.0	211.3	15.2
75% PRP	206.9	11.1	215	11.6
50% PRP	214.5	7.7	225.5	8.1
25% PRP	253.6	4.5	272.7	4.9
Fuel consumption tolerance + 5 %				

### Ratings definitions

#### Emergency Standby Power (ESP)

Emergency Standby Power is the maximum power available for a varying load for the duration of a main power network failure. The average load factor over 24 hours of operation should not exceed 70% of the engine's ESP power rating. Typical operational hours of the engine is 200 hours per year, with a maximum usage of 500 hours per year. This includes an annual maximum of 25 hours per year at the ESP power rating. No overload capability is allowed. The engine is not to be used for sustained utility paralleling applications.

#### Prime Power (PRP)

Prime Power is the maximum power available for unlimited hours of usage in a variable load application. The average load factor should not exceed 70% of the engine's PRP power rating during any 24 hour period. An overload capability of 10% is available, however, this is limited to 1 hour within every 12 hour period.

- All ratings are based on operating conditions under ISO 8528-1, ISO 3046, DIN6271. Performance tolerance of  $\pm 5\%$ .
- Test conditions : 100 kPa, 25°C air inlet temperature, relative humidity of 30%, with fuel density 0.84 kg/L. Derating may be required for conditions outside these; please contact the factory for details.
- Power output curves are based on the engine operating with fuel system, water pump and lubricating oil pump; not included are battery charging alternator, fan and optional equipment.